

ATTACHMENTS



FINANCE & POLICY COMMITTEE MEETING AGENDA

THURSDAY 14 MAY 2015

~ REFERENCE TO ATTACHMENTS ~

Notice of Motion – Community Services Cost Reduction14-15

PART A – ACTION

Report 1A – 2015 LG Software Solutions Annual User Group Conference – Innovation Exchange 16-20

PART B – INFORMATION

Report 2B – Rates Reconciliation Report as at 30 April 2015 21-22

CLAUSE 7B – COMPARISON OF VARIOUS ACTIVITIES CONTROLLED BY COUNCIL FOR YEAR ENDED JUNE 2014

FILE: A10-1-6

AOP REFERENCE: 3.1.3

ATTACHMENT: NO

AUTHOR: Director of Corporate and Community Services, Kym Miller

Purpose

To advise Council of the Financial Comparison for the Year ended June 2014.

Background

Council has requested that after the completion of each financial year a comparison of the following activities be reported to Council for information.

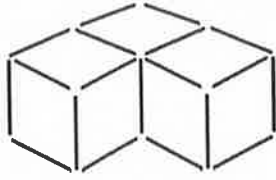
ACTIVITIES	ACTUALS										
	2004/05	2005/06	2006/07	2007/08	2008/09	2009/10	2010/11	2011/12	2012/13	2013/14	
Lilliane Brady Village											
Income	1,795,944	1,856,613	1,890,997	2,049,321	2,010,193	2,117,329	2,336,856	2,400,614	2,498,771	2,889,051	
Expenses	1,449,606	1,894,386	2,122,724	2,203,103	2,201,931	2,352,961	2,338,932	2,387,935	2,426,987	2,531,822	
Net Surplus/(Deficit)	346,338	(37,773)	(231,727)	(153,782)	(191,738)	(235,632)	(2,076)	12,679	71,784	357,229	
Youth Centre											
Income	126,826	131,573	133,313	150,228	140,665	133,050	181,540	185,222	218,064	192,892	
Expenses	205,704	258,869	266,879	284,333	332,136	334,438	342,310	328,654	337,289	351,929	
Net Deficit	(78,878)	(127,296)	(133,566)	(134,105)	(191,471)	(201,388)	(160,770)	(143,432)	(119,225)	(159,037)	
Museum											
Income	74,142	82,461	86,558	93,504	94,601	108,121	106,456	114,537	106,486	105,789	
Expenses	113,887	156,196	163,384	190,148	201,594	262,989	256,875	301,203	296,197	318,590	
Net Deficit	(39,745)	(73,735)	(76,826)	(96,644)	(106,993)	(154,868)	(150,419)	(186,666)	(189,711)	(212,801)	

	2004/05	2005/06	2006/07	2007/08	2008/09	2009/10	2010/11	2011/12	2012/13	2013/14
Tourism										
Income	13,600	1,560	15,065	2,469	6,638	13,620	5,820	20,256	5,030	11,372
Expenses	160,020	172,740	196,920	194,873	202,524	176,726	172,074	197,878	196,768	173,760
Net Deficit	(146,420)	(171,180)	(181,855)	(192,404)	(195,886)	(163,106)	(166,254)	(177,622)	(164,738)	(162,388)
Special Projects										
Income				660	1,820	20,970	7,042	9,749	25,693	1,931
Expenses				37,107	122,305	149,226	155,163	155,584	169,768	143,481
Net Deficit				(36,447)	(120,485)	(128,256)	(148,121)	(145,835)	(144,075)	(141,550)
Library										
Income	38,847	40,310	39,103	38,055	38,327	39,562	40,365	57,300	41,740	40,291
Expenses	186,157	246,136	255,752	298,113	319,799	312,036	316,135	314,348	315,936	321,307
Net Deficit	(147,310)	(205,826)	(216,649)	(260,058)	(281,472)	(272,474)	(275,770)	(257,048)	(274,196)	(281,016)
Swimming Pool										
Income	55,828	58,984	52,558	6,800	-	-	84,202	72,142	96,307	88,157
Expenses	214,317	195,175	170,785	188,306	316,735	404,399	444,203	492,581	488,182	519,088
Net Deficit	(158,489)	(136,191)	(118,227)	(181,506)	(316,735)	(404,399)	(360,001)	(420,439)	(391,875)	(430,931)
IT SERVICES										
Income										
Expenses		226,315	234,458	124,397	121,283	114,483	97,317	159,817	157,882	171,285
Net Deficit		(226,315)	(234,458)	(124,397)	(121,283)	(114,483)	(97,317)	(159,817)	(157,882)	(171,285)


It should be noted that the above figures do not include capital works.

RECOMMENDATION

That the Comparison of Various Activities Controlled by Council for Year Ended June 2014 Report be received and noted.



LG Software Solutions



Innovation Exchange

2015 LGSS Annual User Group
Sydney | 25th -26th June

About The Conference

LGSS is delighted to invite you to attend our annual conference to be held on the 25th & 26th June 2015 Sydney's beautiful Pullman Quay Grand. The Pullman Quay Grand is superbly located at east Circular Quay on Sydney Harbour, just a short walk away from the historic Rocks district, Sydney Opera House and all major Sydney attractions.

Conference Focus

This year's conference will focus on the enhancements to the existing Pulse modules, exciting new Pulse modules (which include modules that manage *Council Comparative Indicators* and *Council Staff Tasks*), introduction of new employees, our expansion into a new office, the initiation of the Pulse user group, partnership with the Department of Planning and much, much more. We will have case studies which will be led by clients and provide ample networking opportunities.

Why Attend?

Last year's Annual User Group which took place at Dubbo had an excellent attendance and proved to be a great networking opportunity for LGSS clients.

This conference will have something to interest everyone whether you are a long term user of a particular PULSE module, would like to learn more about some of the other Pulse modules or simply have been thinking about jumping on the Pulse journey come along and meet other Council staff members who are enjoying the benefits of using Pulse in their roles.



Conference Agenda

Day 1 | Thursday, 25th June

8:30am to 9:00am	Arrival & Registration
9:00am to 10:00am	Conference Opening <i>LGSS Company Update</i>
10:00am to 11:00am	Performance Reporting Framework <i>Measuring LG Performance – Comparative Indicators</i>
11:00am to 11:20am	Morning Tea <i>Networking with peers</i>
11:20am to 12:10pm	EPM Case Study <i>A case study on staff performance in council</i>
12:10pm to 13:00pm	PMC Case Study <i>A case study on project management in council</i>
13:00pm to 14:00pm	Networking Lunch
14:00pm to 14:40pm	ERM Case Study <i>A case study on risk management in council</i>
14:40pm to 15:30pm	PULSE Software Update <i>A look at the new version of PULSE</i>
15:30pm to 15:45pm	Afternoon Tea
15:45pm to 16:30pm	Formation of the LGSS User Group
16:30pm to 17:15pm	Future Development in PULSE <i>Have your say!</i>
17:15pm	Day One Close <i>A wrap of day one followed by networking</i>
19:00pm	LGSS Network Dinner

Day 2 | Friday, 26th June

9:00am to 9:10am	Opening
9:10am to 10:00am	Asset Management Planning
10:00am to 11:00am	Administration Refresher Training Sessions <i>CPR, DAR & FCR</i>

Conference Agenda

Day 2 | Friday, 26th June

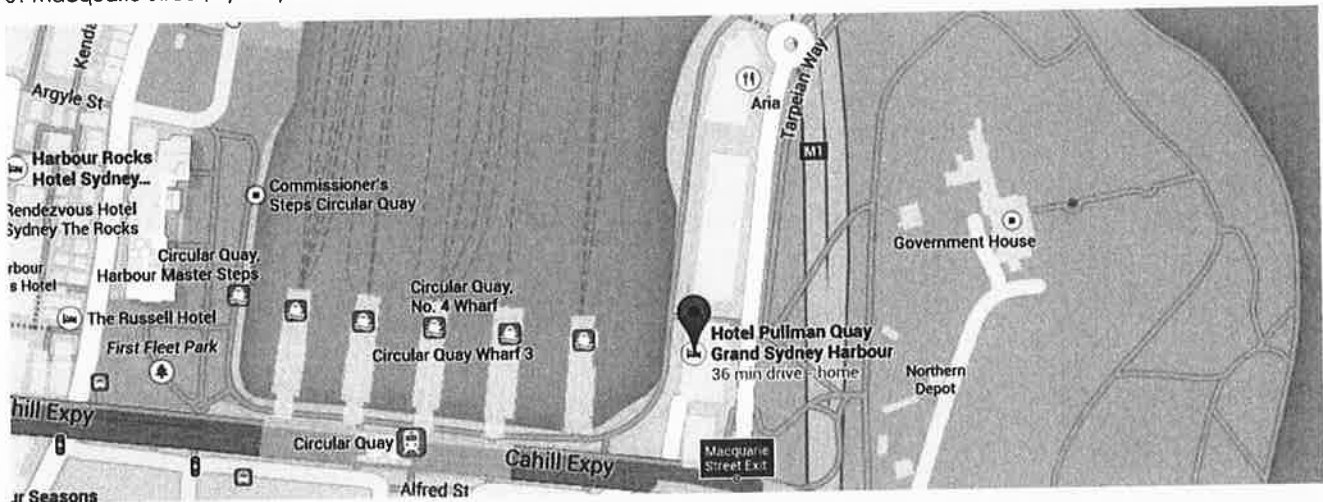
11:00am to 11:30am	Morning Tea <i>Networking with peers</i>
11:30am to 12:30pm	Administration Refresher Training Sessions <i>EPM, ERM & PMC</i>
12:30pm	Networking Lunch <i>Conference close</i>

Accommodation and Transport

Located on the edge of Sydney Harbour in East Circular Quay, Pullman Quay Grand is ideally situated within easy access to all of Sydney's major attractions. A variety of transportation options are all within an easy walk.

There are many different accommodation options near the Pullman Quay Grand, should you wish to stay at the Pullman Quay Grand they are offering delegates 10% off the best price at booking time

Pullman Quay Grand Sydney Harbour
61 Macquarie Street, Sydney NSW 2000



Conference Options

1. Day One Thursday 25 th :	\$150	<input type="checkbox"/>
2. LGSS Network Dinner:	\$110	<input type="checkbox"/>
3. Day Two Friday 26 th :	\$90	<input type="checkbox"/>
4. <u>Full Conference Package (10% savings):</u>	\$315	<input type="checkbox"/>

Book My Spot!

Please complete the following details to register.

Organisation: _____

Attendee 1 Name: _____

Option 1 Option 2 Option 3 **Option 4 (Full Conference)**

Position: _____

Email: _____

Attendee 2 Name: _____

Option 1 Option 2 Option 3 **Option 4 (Full Conference)**

Position: _____

Email: _____

Attendee 3 Name: _____

Option 1 Option 2 Option 3 **Option 4 (Full Conference)**

Position: _____

Email: _____

Attendee 4 Name: _____

Option 1 Option 2 Option 3 **Option 4 (Full Conference)**

Position: _____

Email: _____

Dietary Requirements

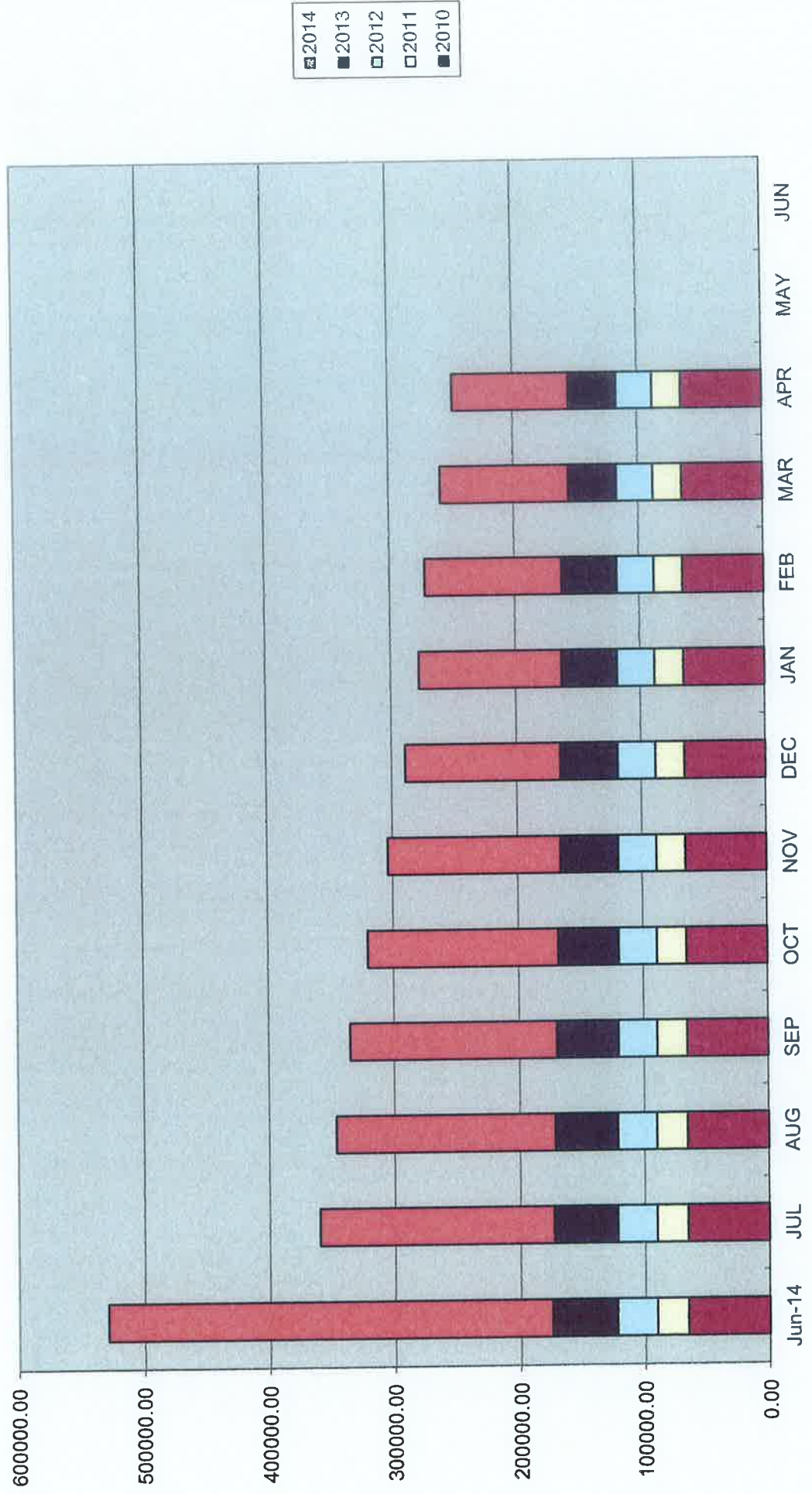
Any special dietary requirements please list below:

RSVP

Please RSVP by email to donnahg@lgss.com.au by the 18th of May. For any enquiries please call Donnah on 0421 312 339 or 1300 363 325.



Rate Arrears 2014-2015
General Rates, Water Access, Sewer, Domestic Waste, Interest & Legal Costs



Total Rates Outstanding
General Rates, Water Access, Water Usage, Sewer Access, Domestic Waste, Legal Costs, Interest

